

ANIMA W/ ANIMA C

PANEL 36 WW/ PANEL 36 RGB

FEATURES

- Compact design, light in weight
- The various connecting accessories provide multiple installation options.
- The matrix LED board design is ideal for the pixel mapping effect wall.
- Smooth dimmer from 0-100%
- Outstanding variable speed strobe effect

TECHNICAL SPECIFICATIONS

Specifications

- Light Source: 36x3W WW LED
36x3W RGB LED
- Color temperature: 2,700K (WW)
- Lens Option: 4°/8°/12°/25°/45°

Control


- DMX Channel: 108/15/11/3/44 Channels(RGB)
42/40/36 Channels(WW)
- Control Mode: DMX512
- Firmware Upgrade via DMX link

Construction

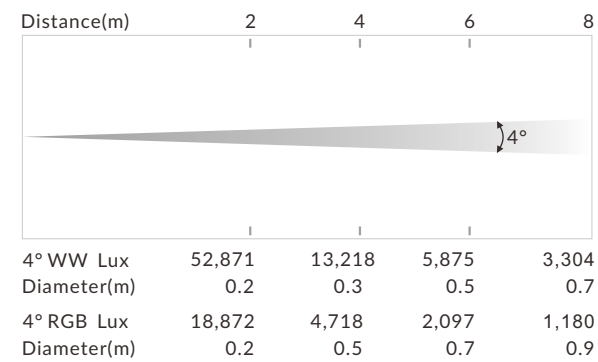
- Display: OLED display
- Data In/Out: 3-pin or 5-pin XLR
- Power In/Out: Power Connector in/out
- Protection Rating: IP20

Electrical and Physical

- Power Voltage Range: 100-240V~ 50/60Hz
- Power Consumption: 110W
- Dimensions: 500 x 500 x 85mm (19.6" x 19.6" x 4.1")
- Carton Dimension: 595 x 575 x 180mm(23.4" x 22.6" x 7.1")
- Weight: 9.3 kg (20.5 lbs)
11.2 kg (24.7 lbs)(One-pack per carton)



PHOTOMETRICS DIAGRAM

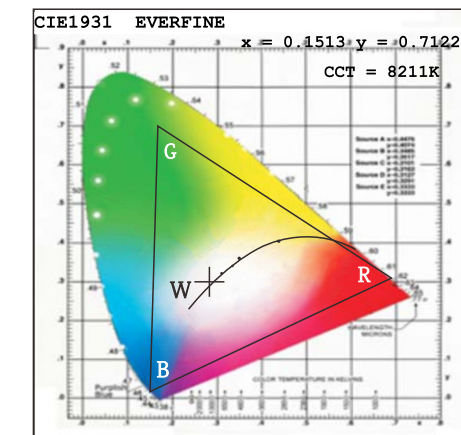


JOINT SCHEMATICS

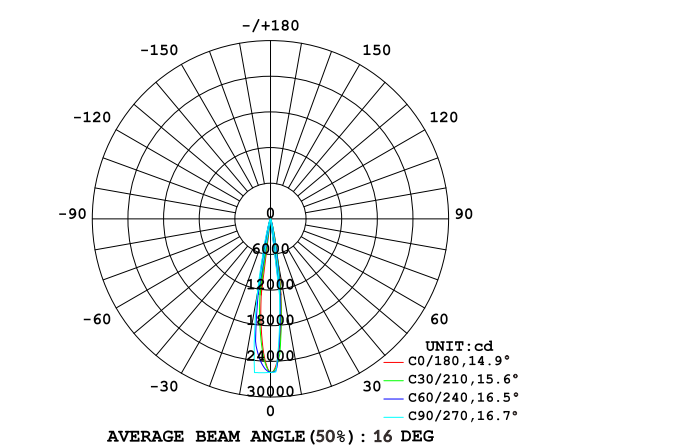


FUNCTIONAL EFFECT

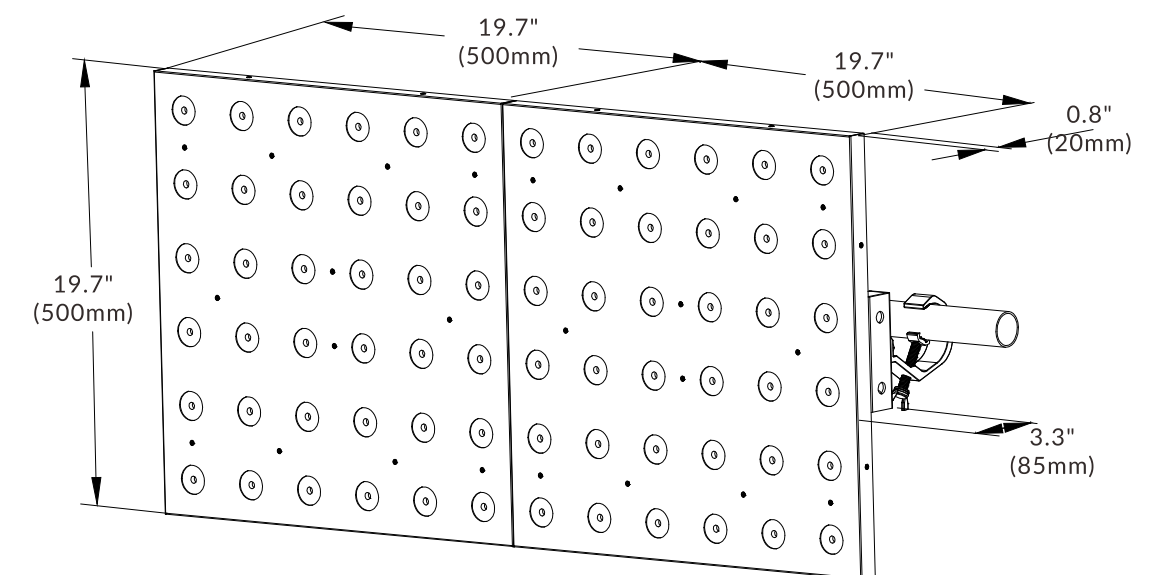
CIE1931 CHROMATICITY COORDINATES



LUMINOUS INTENSITY DISTRIBUTION DIAGRAM(PENDING)



DIMENSIONS



PROJECT INSTALLATION

PROJECT INSTALLATION