

# BIG BANG

PM 1

## FEATURES

- Light Source: 441 x 0.3W RGB LED
- Beam angle: 110° Field angle: 150°
- 49 led zones can be controlled individually
- Available in Ceiling installation, Side-Wall hanging or Pipe hanging with clamps
- Dynamic graphic effect
- Optional with Frost Filter
- Compact size light weight
- Outstanding color mixing effect
- 0~100% smooth dimming & PWM adjustable



## TECHNICAL SPECIFICATIONS

### Light Source

- Light Source: 441 x 0.3W RGB LED

### Optical System

- High efficiency optical system
- Beam angle: 110°
- Field angle: 150°

### Control and Program

- 4-Button touch panel
- Display: OLED display
- Protocols: DMX512, RDM
- DMX Protocol modes: 2
- Control channels: 16/156
- Firmware Upgrade: Upgrade via DMX link

### Movement

- Pan/Tilt Resolution: 16-bit
- Pan/Tilt movement: 76°/76°

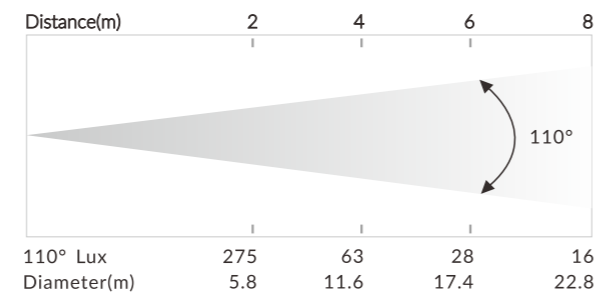
### Electrical and Connectors

- Input Voltage Range: 100-240V~ 50/60Hz
- Power consumption: 150W
- Power In/Out: Power Connector in
- Data in/out: DMX IN/OUT

### Specification

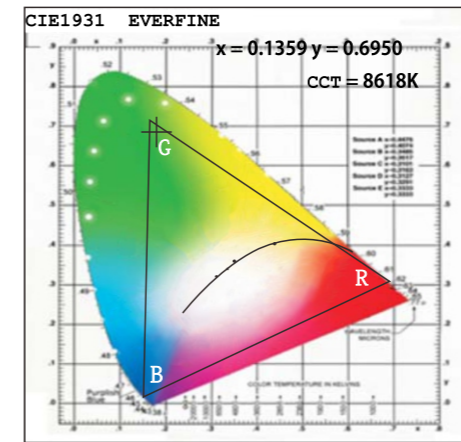
- Fixture Specification: 272 x 250 x 252 mm (10.7" x 9.8" x 9.9")
- Weight: 5 kg (11 lbs)
- Carton Specification: 375 x 335 x 360 mm (14.8" x 13.2" x 14.2")
- Weight: 6.2 kg (13.7 lbs)(include carton, one-pack per carton)

## PHOTOMETRICS DIAGRAM

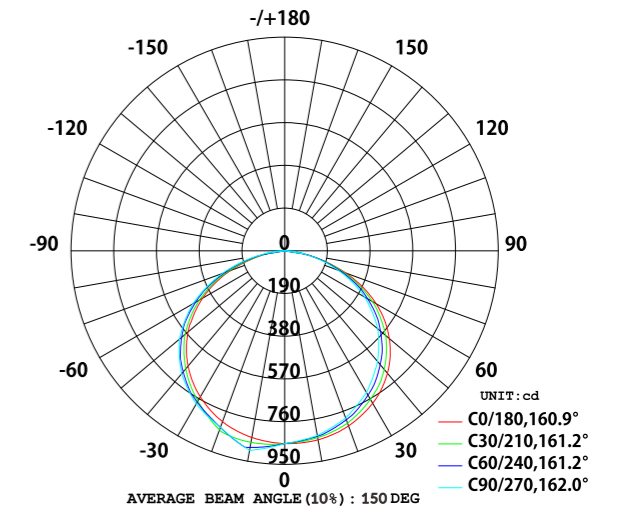


## LIGHT QUALITY PARAMETER

CIE1931 CHROMATICITY COORDINATES



LUMINOUS INTENSITY DISTRIBUTION DIAGRAM



## DIMENSIONS

